

5/1 Roebuck Street
Hemmant, QLD 4174
Brisbane, Australia

Telco X1 Pro LTE Router

600Mbps LTE-A Pro Modem Router: Gigabit Ethernet & Dual band WiFi

Product Overview

Telco X1 Pro is the ultimate in modem router performance. Designed to be uncompromisingly fast, unbelievably rugged, and shock tested for reliability you can count on, the Telco X1 Pro delivers **600Mbps MIMO CAT-12 LTE-A Pro connectivity**, gigabit ethernet, and dual band

802.11ac Wave-2 WiFi in a rugged, mountable package ready for indoor or enclosure installation.



Maximum Performance

Shred through data packets with an extremely powerful **quad core**, hardware accelerated Qualcomm® IPQ4019 **ARM System-on-a-Chip (SoC)**.

MIMO LTE Advanced Pro

Multiple-In Multiple-Out (MIMO)

is the cornerstone of LTE-Advanced Pro and the X1 Pro gives you everything you need to max out your connection to the Category 12 LTE-Advanced Pro specification, starting with: **external antenna connectors**, global frequency band support, **band locking**, custom APN selection and **bridge mode**.

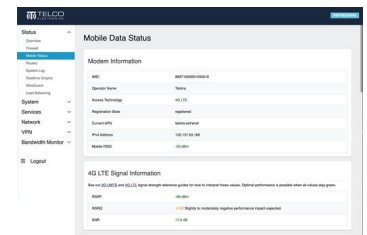
Ideal Use Cases

- Establishing an **ultra fast** primary or backup Internet connection via 4G LTE
- **Rural areas**, or **areas with poor signal quality** (our ultra-sensitive modem picks up weak signal best)
- **Failover** between wired WAN and CAT-12 4G LTE-A Pro
- Small to medium **enterprise**
- Permanent, semi-permanent or temporary deployments
- **Vehicle**, **marine** or **caravan** use
- **Home/Office** installations that require high speed 4G internet
- Creating high data capacity **dual band WiFi hotspots**



Top Features

- Fully featured **MIMO LTE Router**
- User-Admained TelcOS Melaleuca™ Firmware
 - **Band Locking**
 - **Bridge Mode**
- Powerful, dual band 2.4GHz and 5GHz WiFi
 - New **802.11ac Wave-2 WiFi**
- **600Mbps/150Mbps (DL/UL)** Cat-12 LTE-A Pro Modem
 - **Global Frequency Support** - use it anywhere in the world
- **Quad-core** ARM Cortex A7 processor (IPQ4019 SoC)
- **Industrial rugged design**
 - External, tray style SIM card slot (nano SIM)
 - **DIN Rail support**, 3m power cable, multiple mounting options
 - Modular mounting options for DIN rail and backboard mounting
- **External Antenna Connectors** - SMA Female (LTE) and RP-SMA Female (WiFi)



Technical Specifications

<p>Model</p> <ul style="list-style-type: none"> • Telco X1 Pro • SKU: TEL-X1-PRO <p>Modem Hardware</p> <ul style="list-style-type: none"> • CAT12 Quectel EM12-G • Peak Download rate: 600Mbps • Peak Upload Rate: 150Mbps • 1x Nano SIM Tray <p>Ethernet Ports</p> <ul style="list-style-type: none"> • 4x Gigabit LAN • 1x Gigabit WAN <p>Wireless</p> <ul style="list-style-type: none"> • 802.11ac Wave-2 • 2.4GHz 802.11b/g/n • 5GHz 802.11ac • 1200Mbps <p>Antennas</p> <ul style="list-style-type: none"> • 2x 3dBi LTE antennas (700-2700Mhz) • 2x 5dBi Dual Band WiFi antennas • 2x RP-SMA Female WiFi antenna connectors • 2x SMA Female Mobile antenna connectors 	<p>Firmware</p> <ul style="list-style-type: none"> • TelcOS Melaleuca™ • Band Locking • Bridge Mode • Telco Cloud Management System • Telco Cloud Firmware Assurance • LTE/WAN Failover & failback • Firewall <p>Physical Dimensions</p> <ul style="list-style-type: none"> • Width: 155mm • Depth: 110mm • Height: (ex. antennas) 30mm <p>Package Contents</p> <ul style="list-style-type: none"> • Telco X1 Pro - CAT-12 LTE-A Pro Wireless Modem Router • 2x LTE Antennas • 2x WiFi Antennas • Power Supply with 3m cable <p>Installation Options</p> <ul style="list-style-type: none"> • Set top box • Attachable DIN rail mount • Attachable back plate mount 	<p>Supported Frequency Bands (Aussie bands bold)</p> <ul style="list-style-type: none"> • 4G LTE/LTE Advanced <ul style="list-style-type: none"> ◦ B1, B2, B3, B4, B5, B7, B8, B9, B12, B13, B14, B17, B18, B19, B20, B21, B25, B26, B28, B29, B30, B32, B38, B39, B40, B41, B66 • 3G <ul style="list-style-type: none"> ◦ TD-SCDMA <ul style="list-style-type: none"> ■ B39 ◦ WCDMA <ul style="list-style-type: none"> ■ B1, B2, B3, B4, B5, B8, B9, B19 <p>Power</p> <ul style="list-style-type: none"> • DC Power: 12V@1.5A • Consumption: 9.5W (max load) • USB Output: 5V@1A • 12 to 18V input <p>Compliance</p> <ul style="list-style-type: none"> • Australian RCM
---	--	---

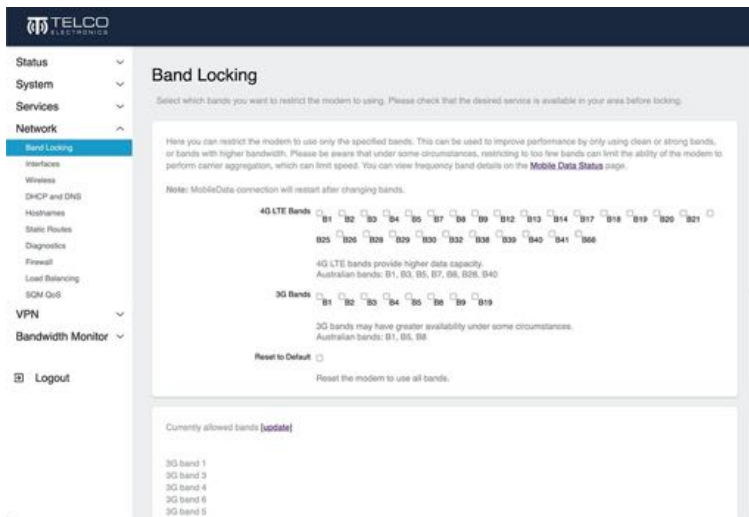
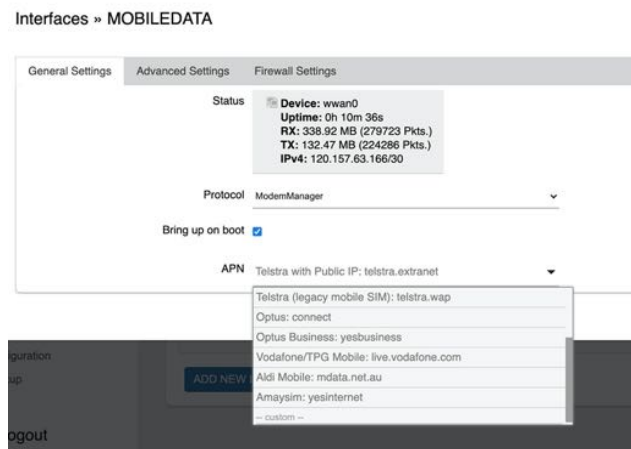
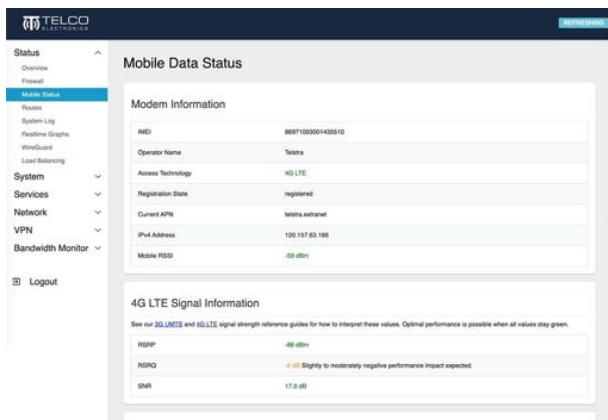
Gallery



Bridge Mode


TelcOS Melaleuca™

Responsive and feature rich embedded operating system to power your Telco devices, designed for ease of use, with stability and updated technology at the core. Compatible with Telco Cloud Management System.



Example Application - Remote Monitoring of Solar Power System

The **Telco X1 Pro** integrates perfectly into a box by mounting either to a **DIN rail**, or directly to the backplate with **attachable brackets**. In this configuration the X1 Pro is ready to provide



high speed data access in **remote or low signal areas**, powered via a solar panel. There is plenty of room to maneuver the X1 Pro to fit additional equipment. Optionally, a **long range WiFi hotspot** can be created by connecting the WiFi antennas on the right hand side to suitable external antennas; or a **localised hotspot for administration** of the box can be created by attaching the included WiFi antennas inside the box, as the box is made of plastic.

